



The Door to Quality.


3250 / 3240 / 3220

RIBBED STEEL DOORS

08 36 13/CHI
Buyline 3132

www.chiohd.com

C.H.I. OVERHEAD DOORS




9' x 7' 3242 white with optional 24" x 6" windows.

These models are also available in




HEAVY-DUTY. RUGGED.

SPECIFICATIONS, OPTIONAL FEATURES AND ACCESSORIES



STILES

Box type stiles include unique tabs to keep insulation retainer clips tight against the stiles.



SECTION JOINTS

Section joints on all C.H.I. commercial doors are tongue-and-groove for a tighter-weatherseal and structural rigidity.



HINGES

Larger doors come standard with double-end hinges and long-stem rollers for smooth operation and long life.

OPTIONAL WINDOW DESIGNS

24" SECTION HEIGHT



24" x 6"



24" x 12"



34" x 16" (Insulated doors ONLY)



FULL-VIEW



The Door to Quality.

COLOR SELECTIONS

WHITE

SANDSTONE

GRAY

BROWN

Please note that all color options are not available for all models. Refer to samples at your local C.H.I. distributor for exact color match.



Wind can be unpredictable and destructive. This is why C.H.I. Windbreaker Series doors are designed, tested, and built to the most rugged specifications. Wind chamber tested to ensure wind-load resistance, these extra-sturdy designs provide enhanced defense against the elements.

DOOR CONSTRUCTION

Each model utilizes either 25, 24 or 20-gauge exterior steel skins. Chosen for their weather resistant features, models 3251*, 3241 and 3221 utilize a 1-3/8" thick CFC free polystyrene insulation with a vinyl back, while models 3252*, 3242 and 3222 employ a 1-3/8" thick CFC free polystyrene insulation with a steel back.

3251*, 3241, 3222R-value - 8.0
3252*, 3242, 3222R-value - 8.0

FLIER NUMBER_M3250-1010R6



MODEL 3250*, Uninsulated / **3251***, Insulated Vinyl Back / **3252***, Insulated Steel Back

MODEL 3240, Uninsulated / **3241**, Insulated Vinyl Back / **3242**, Insulated Steel Back

MODEL 3220, Uninsulated / **3221**, Insulated Vinyl Back / **3222**, Insulated Steel Back

SECTIONS

Roll-formed steel sections are 2" thick, hot-dipped galvanized with a baked-on polyester finish

- Sections are available in:

3250* (25-gauge) white

3240 white, brown, gray, and sandstone

3220 (20-gauge) white

- Stiles are box-shaped and galvanized
- Section joints are tongue-and-groove
- Bottom "U" type astragal is a standard feature
- Stiles are face-rieveted vs. glued

TRACKS

- Tracks are 2" or 3", as specified
- Available in bracket mount, clip angle mount, angle mount, 12" radius, 15" radius, high lift, vertical lift, roof pitch, or dual track low headroom

HARDWARE

- Package includes 11-gauge or 14-gauge hinges as specified
- 2" or 3" long-stem or short-stem steel rollers with 10 ball bearings
- Heavy-duty adjustable top roller brackets

SPRINGS

- Torsion springs are helically wound with stress relieved, oil-tempered wire
- Springs are individually calibrated for each door
- Counter-balance torsion shafts are galvanized for rust resistance
- High cycle spring options may be specified

INSULATION TYPE

- CFC free polystyrene with high impact vinyl back cover
- CFC free polystyrene with 27-gauge steel back cover
- Stiles include special clips to hold insulation retainer in position
- Insulated doors have a R-value of 8.0

VISIT YOUR DOOR PROFESSIONAL AT:

C.H.I. Overhead Doors are manufactured in Arthur, Illinois, USA.



FEATURES

*The steel characteristics and thickness used in models 3250/3251/3252 are equivalent to the "nominal 24 gauge" classification used by other manufacturers in the door industry

All information presented is based on the specifications and features available at the time of printing and is subject to change without notice.

C.H.I. OVERHEAD DOORS | 1485 Sunrise Drive | Arthur, Illinois 61911 | www.chiohd.com